



DEPARTMENT OF
HOMELESSNESS AND
SUPPORTIVE HOUSING

Monthly Report to the Local Homeless Coordinating Board

December, 2019

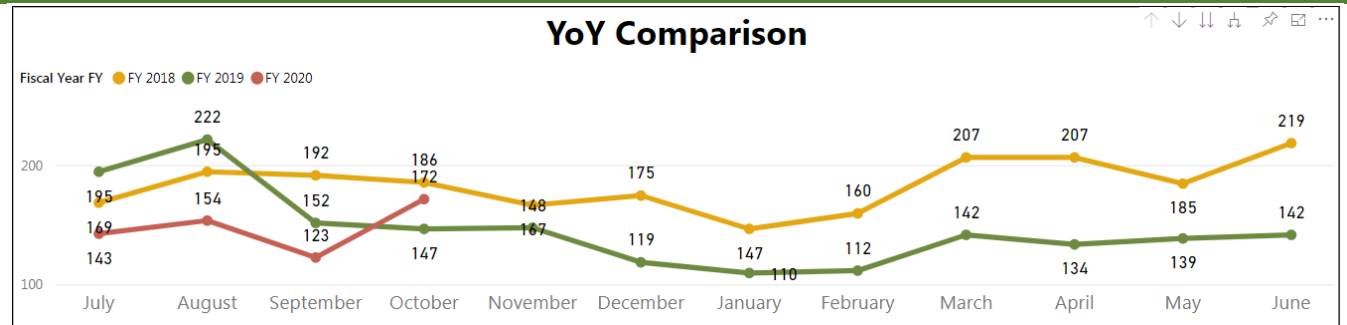
Exits from Homelessness

October Exits:

Total Exits-172

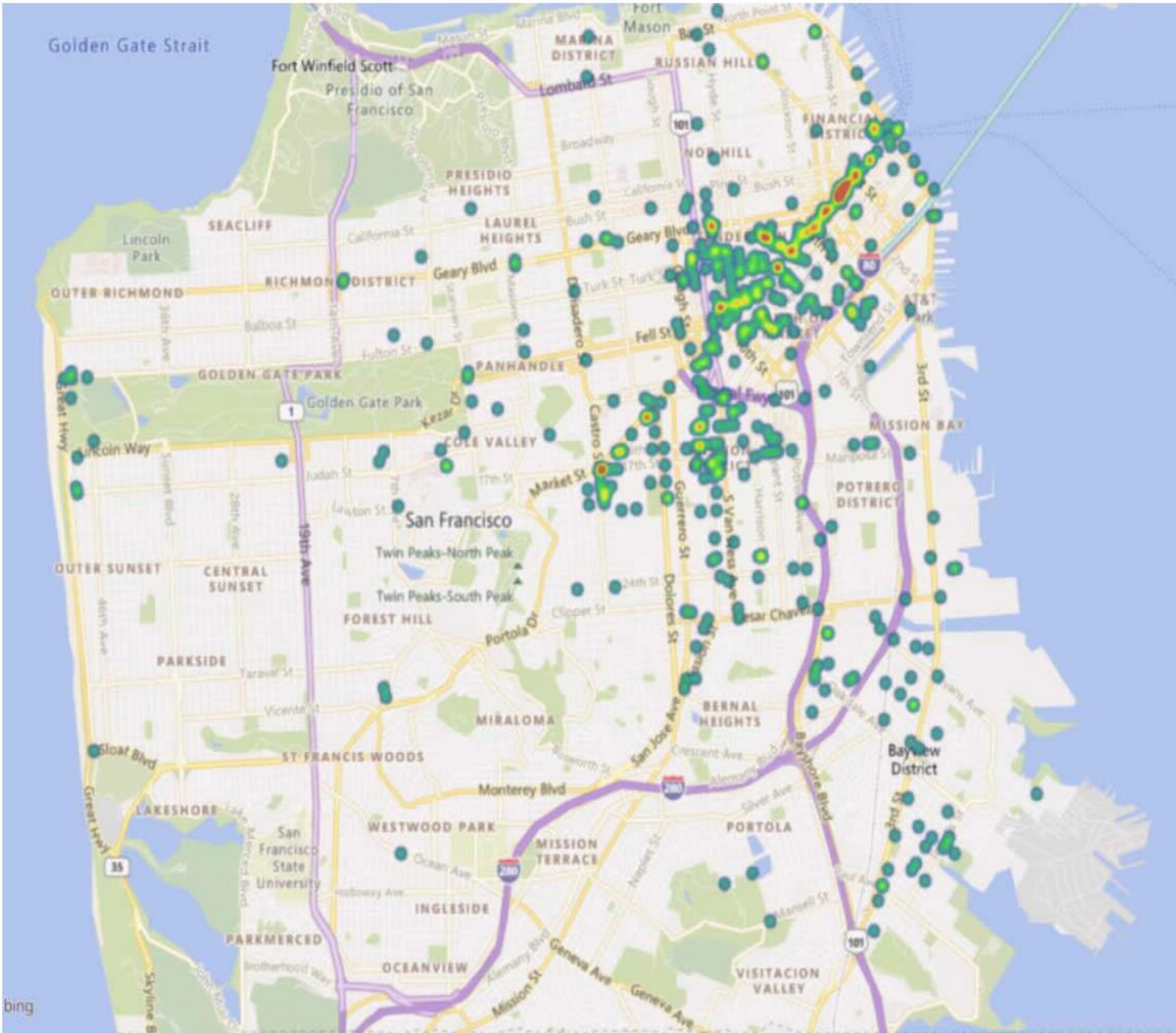
- Housing Exits-133
 - 115 PSH
 - 18 RRH
- Homeward Bound- 39

Moving on Initiative
Placements- 3



Total Exits (All Years)

Program Category	FY 2018	FY 2019	FY 2020	Total
Problem-Solving	838	562	204	1,604
Relocation Assist...	838	562	204	1,604
Housing	1,371	1,200	388	2,959
PSH	1,157	997	322	2,476
Rent Subsidies	41	0		41
RRH	173	203	66	442
Total	2,209	1,762	592	4,563



San Francisco Homeless Outreach Team: October 2019:

- Street Outreach Attempts-2,248
- Successful Outreach-1,577
- Referrals-2,437
- Service Linkages-530

*Clients often receive multiple referrals

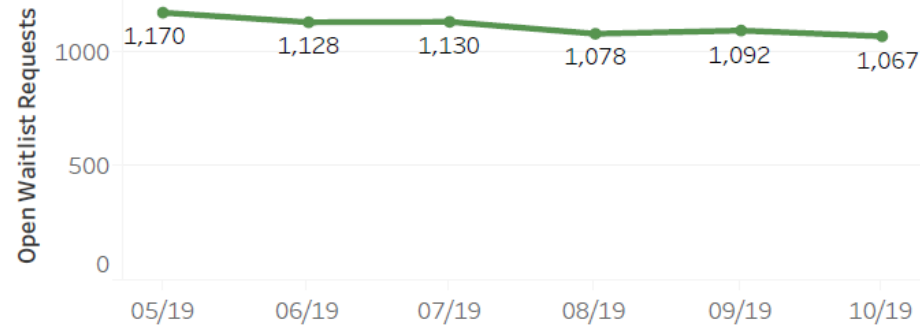


Temporary Housing: Adult Shelters

Reporting Period: Data through October 31, 2019

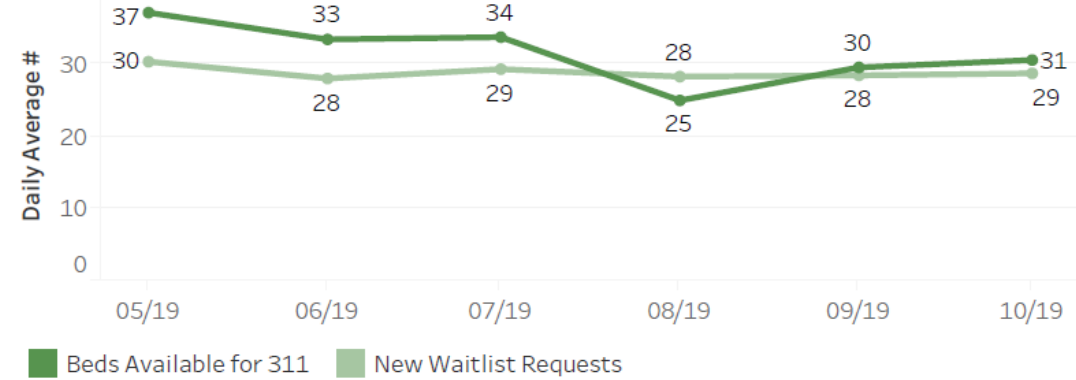
Open 311 Shelter Waitlist Requests

*Open waitlist requests below are a point in time count captured once at the beginning of each month

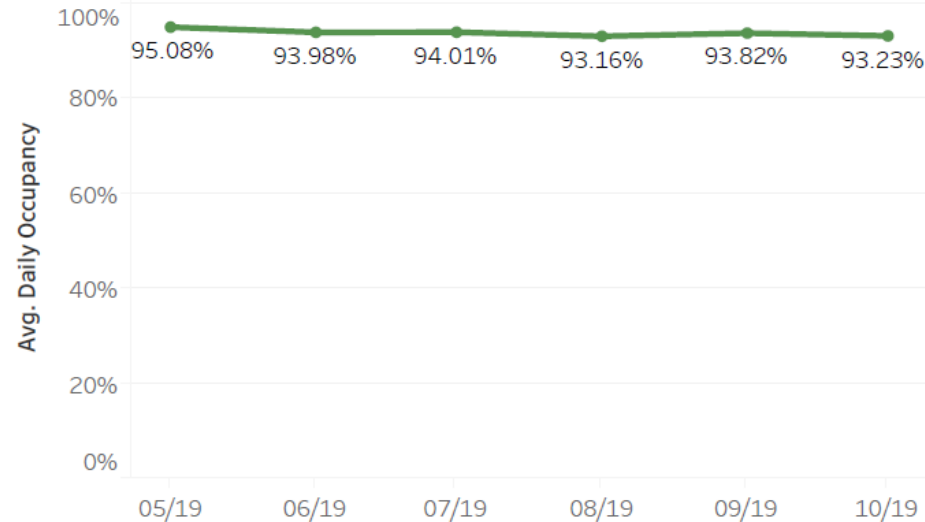


311 Available Beds vs. New Waitlist Requests

*Available beds are measured at a single point in time once a day, and may slightly undercount the total number of beds made available over the course of the day

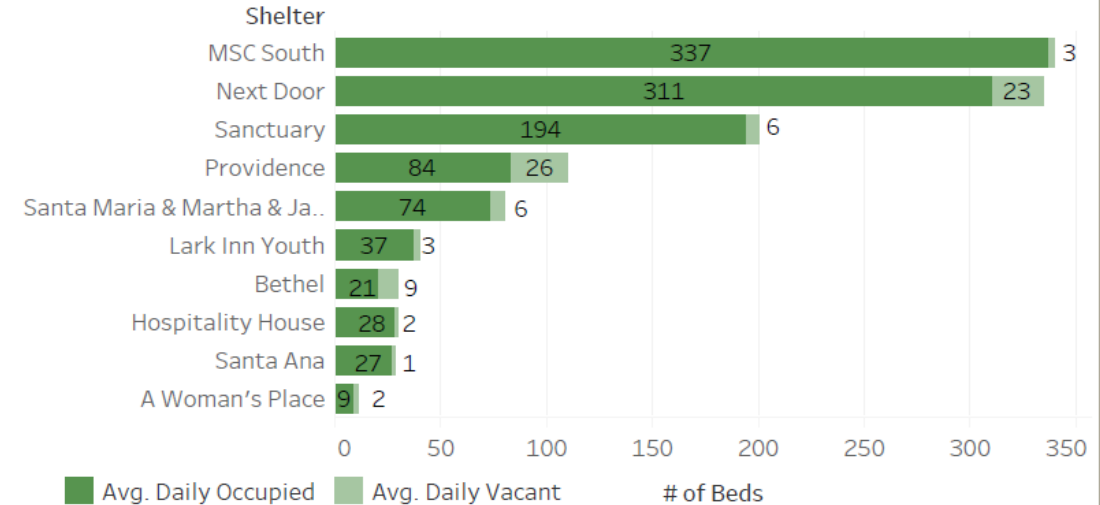


Occupancy Rate for All Shelters



Bed Utilization by Shelter (October 2019)

October 2019





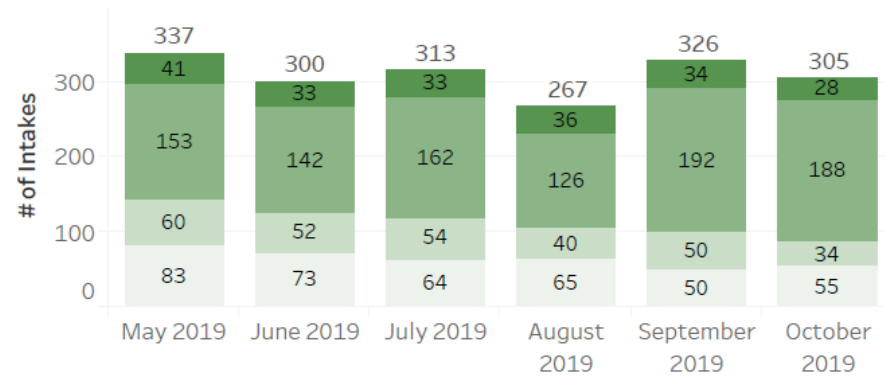
Temporary Housing: Navigation Centers

Reporting Period: 10/1/2019 to 10/31/2019

Client Intakes

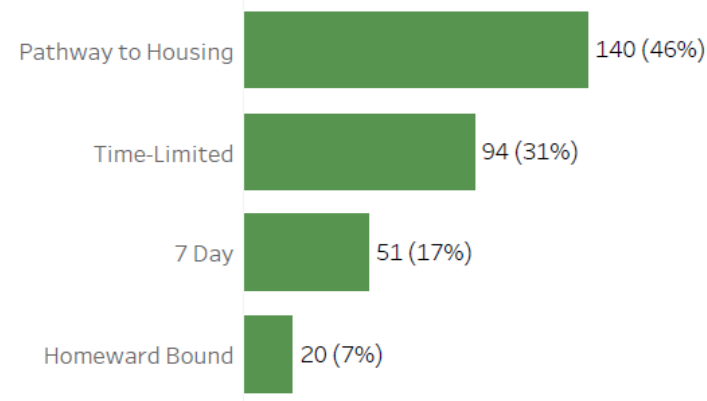
Monthly Intakes

Intakes by Navigation Center for the previous six months for the reporting period ending 10/31/2019.



Intakes by Type

Intakes occurring within the reporting period of 10/1/2019 to 10/31/2019



Navigation Center

- Central Waterfront
- Division Circle
- Bayshore
- Bryant

Clients Served To Date since 2015 (Deduplicated)

4,904

Clients Served During Reporting Period (Deduplicated)

673

Reporting Period

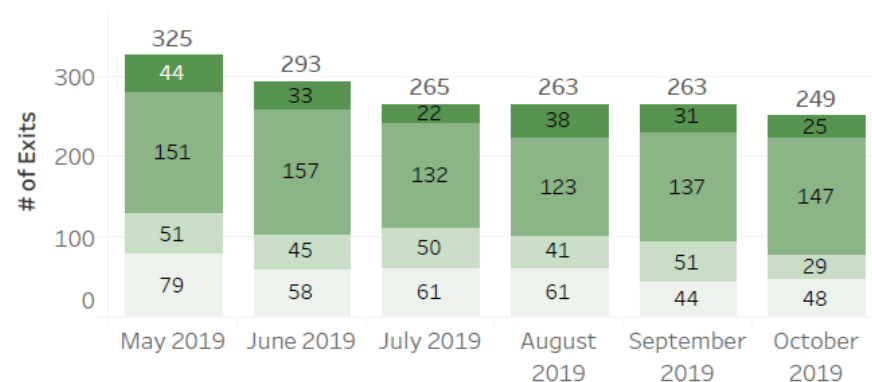
Start Date
10/1/2019

End Date
10/31/2019

Client Exits

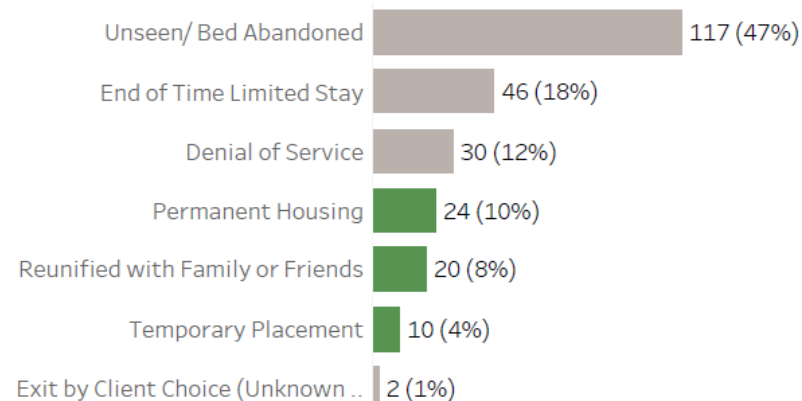
Monthly Exits

Exits by Navigation Center for the previous six months for the reporting period ending 10/31/2019.



Exits by Destination / Reason

Exits occurring within the reporting period of 10/1/2019 to 10/31/2019



Homeward Bound



230

Clients Traveled

865

Fiscal Year Goal

635

Left to Goal

\$294

Avg Cost per Person

332

Avg Days in SF

INFO



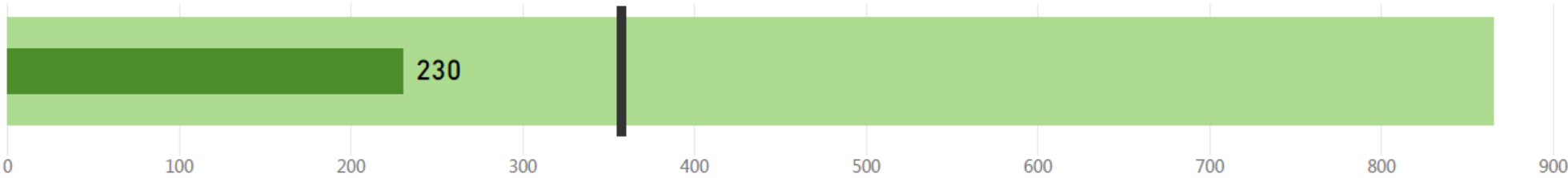
DEPARTMENT OF HOMELESSNESS AND SUPPORTIVE HOUSING

Latest Date of Travel

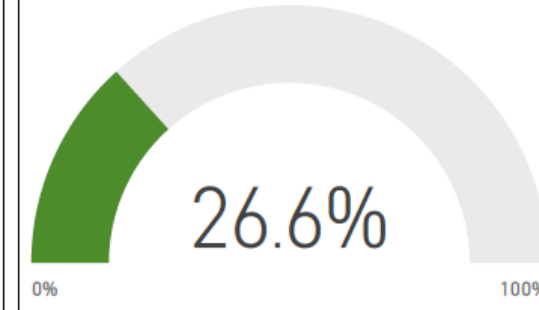
November 01, 2019

Actuals vs. Goal (Clients)

● Unique Clients ● Fiscal Year Goal (Clients) █ Fiscal to Date Goal

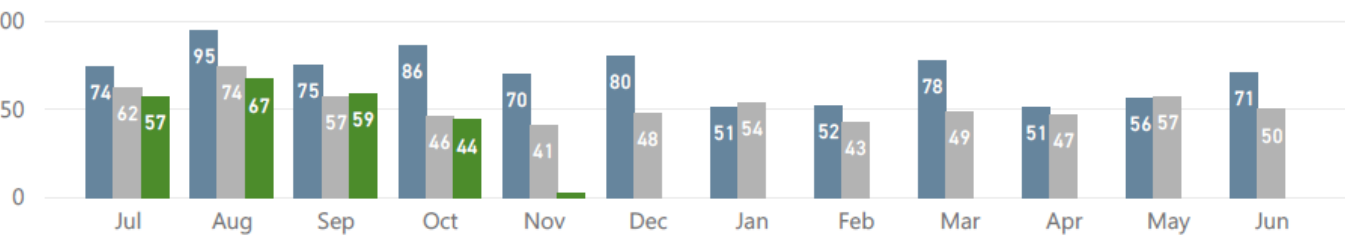


% to FY Goal (865)



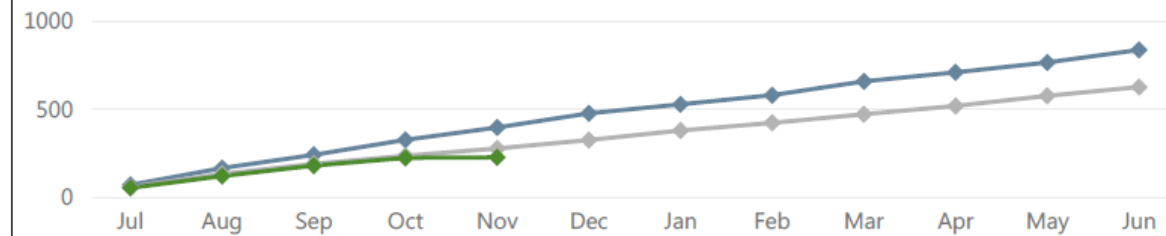
Fiscal YoY Comparison

● FY 2018 ● FY 2019 ● FY 2020



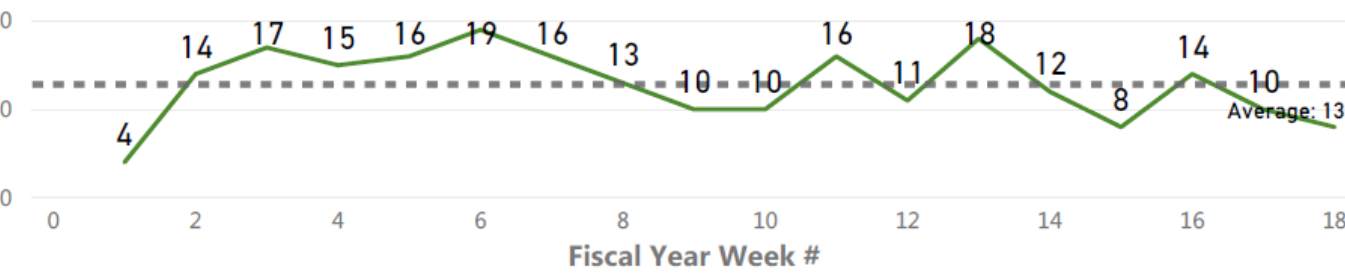
Cumulative Fiscal YoY

◆ FY 2018 ◆ FY 2019 ◆ FY 2020



Clients Traveled Per Week

Fiscal Year FY ● FY 2020

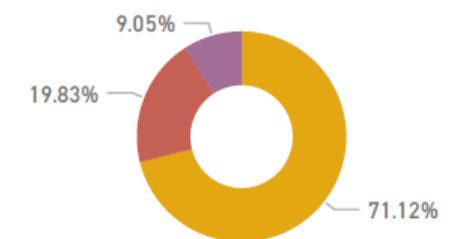


Last 10 Days

Date of Travel	DOW	Clients
November 01, 2019	Fri	3
October 31, 2019	Thu	2
October 30, 2019	Wed	2
October 29, 2019	Tue	1
Total		8

Population Type

● Adults ● Families ● TAY (18-24)



Program Highlights

Coordinated Entry

- 1,449 clients enrolled into the ONE System in October
- 136 families assessed by Access Points in October
- 578 adults assessed in October
- 72 youth assessed in October
- 8,335 assessments completed since start of assessment blitz

Program Highlights

2019-2020 Interfaith Winter Shelter Program

- Sunday, November 24, 2019 through Saturday, March 28, 2020.
- Practicing partners:
 - Canon Kip Senior Center
 - Saint Mary's Cathedral
 - Saint Mary's Cathedral
 - First Unitarian Church

HSH activated Cold and/or Wet Weather Response: Medium Level

- Tuesday November 26th – Tuesday December 3rd.
- HOT Team increased wellness checks.
- Adult Temporary Shelter System expanded by 75 mats.

Upcoming Program Highlights

- Shared Priority Project – Cross-departmental collaboration between HSH, DPH, DHS/DAAS, SFFD EMS, and supported by Whole Person Care.
- Three month pilot program.
- Adoption of a “whatever it takes” approach to support 237 of the most vulnerable priority status clients to stabilize in housing or other safe settings.



Department Update

No current openings

- Please reference:
<http://hsh.sfgov.org/overview/jobs/>



LHCB Updates

- Shelter Monitoring Committee- Appointments
- HSH Data & Performance- Point in Time Count methodology presentation
- HSH Coordinated Entry\ONE System- Data Quality Improvement Process

