



DEPARTMENT OF  
HOMELESSNESS AND  
SUPPORTIVE HOUSING

# Local Homeless Coordinating Board Coordinated Entry Committee

November 2021

<http://hsh.sfgov.org>



# Agenda

2

- Welcome and Introductions
- Coordinated Entry Overview & Update
- Emergency Housing Voucher Update
- Public Comment
- Adjourn



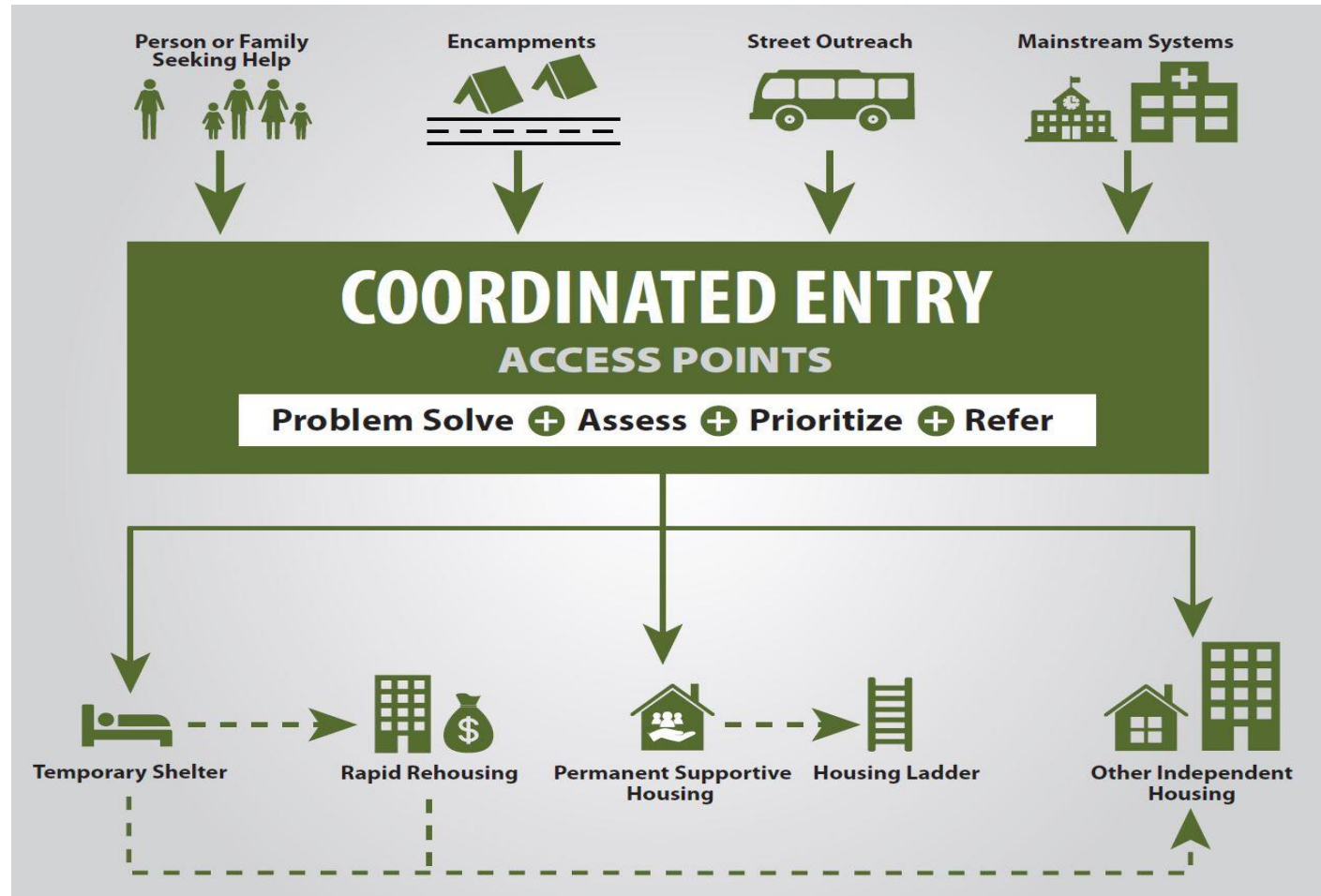
# What is Coordinated Entry?

3

- Foundation of San Francisco's Homelessness Response System
  - Consistent, streamlined process for households experiencing homelessness to access available housing and community resources needed to resolve their housing crisis
- Federal Continuum of Care (CoC) requirement



# Coordinated Entry Process





# Coordinated Entry Access Points for Adults

5

Access Point	Hours	Phone Number
<b>Episcopal Community Services</b> 123 10 <sup>th</sup> Street (at Mission)	Monday, Tuesday, Thursday & Friday: 9am – 4:30pm  Wednesday: 9am – 12pm	415-487-3300 x 7000
<b>United Council of Human Services</b> 2111 Jennings Street (at Van Dyke)	Monday to Friday: 9am – 12pm	415-487-3300 x 7000

- Access up-to-date contact information & hours at <https://hsh.sfgov.org/services/how-to-get-services/referrals-and-housing-assistance/>



# Coordinated Entry Access Points for Youth

6

Access Point	Hours	Phone Number
<b>Huckleberry Youth Programs</b> 555 Cole Street	By appointment only: Monday to Friday, 9am – 5pm	415-386-9398
<b>LYRIC</b> 127 Collingwood St.	By appointment only: Monday to Wednesday, 10am – 6pm	415-690-3028
<b>The SF LGBT Center</b> 1800 Market Street	Drop in hours: Tuesday & Wednesday, 12pm – 5pm Phone and video services available by appointment.	415-865-5612 youth@sfcenter.org

- Access up-to-date contact information & hours at <https://hsh.sfgov.org/services/how-to-get-services/referrals-and-housing-assistance/>

<http://hsh.sfgov.org>



# Coordinated Entry Access Points for Youth

7

Access Point	Hours	Phone Number
<b>Larkin Street Youth Services</b> 134 Golden Gate Ave.	Drop in hours: Monday to Friday, 10am – 2pm	415-673-0911 ex. 352
<b>3<sup>rd</sup> Street Youth Center and Clinic</b> 1728 Bancroft Ave.	By appointment: Monday to Friday, 9am – 5pm Drop in hours: Monday to Friday, 1pm – 4pm	415-713-4782

- Access up-to-date contact information & hours at <https://hsh.sfgov.org/services/how-to-get-services/referrals-and-housing-assistance/>

<http://hsh.sfgov.org>



# Coordinated Entry Access Points for Families

Access Point	Hours	Phone Number
<b>Central City Access Point</b> 37 Grove Street	Monday, Wednesday, Thursday & Friday: 9am – 5pm Tuesday: 9am – 12pm <i>Closed the fourth Tuesday, monthly</i>	415-644-0504
<b>Bayview Access Point</b> 1641 LaSalle Avenue	Monday to Friday: 7am – 6pm Last Thursday of the month: 7am – 12pm	415-430-6320
<b>Mission Access Point</b> 2871 Mission Street	Monday to Friday: 7am – 5pm Last Thursday of the month: 7am – 12pm	415-972-1281

- Access up-to-date contact information & hours at <https://hsh.sfgov.org/services/how-to-get-services/referrals-and-housing-assistance/>





DEPARTMENT OF  
HOMELESSNESS AND  
SUPPORTIVE HOUSING

# Coordinated Entry Assessment Data

<http://hsh.sfgov.org>



# CE Assessments Year to Date: All Populations

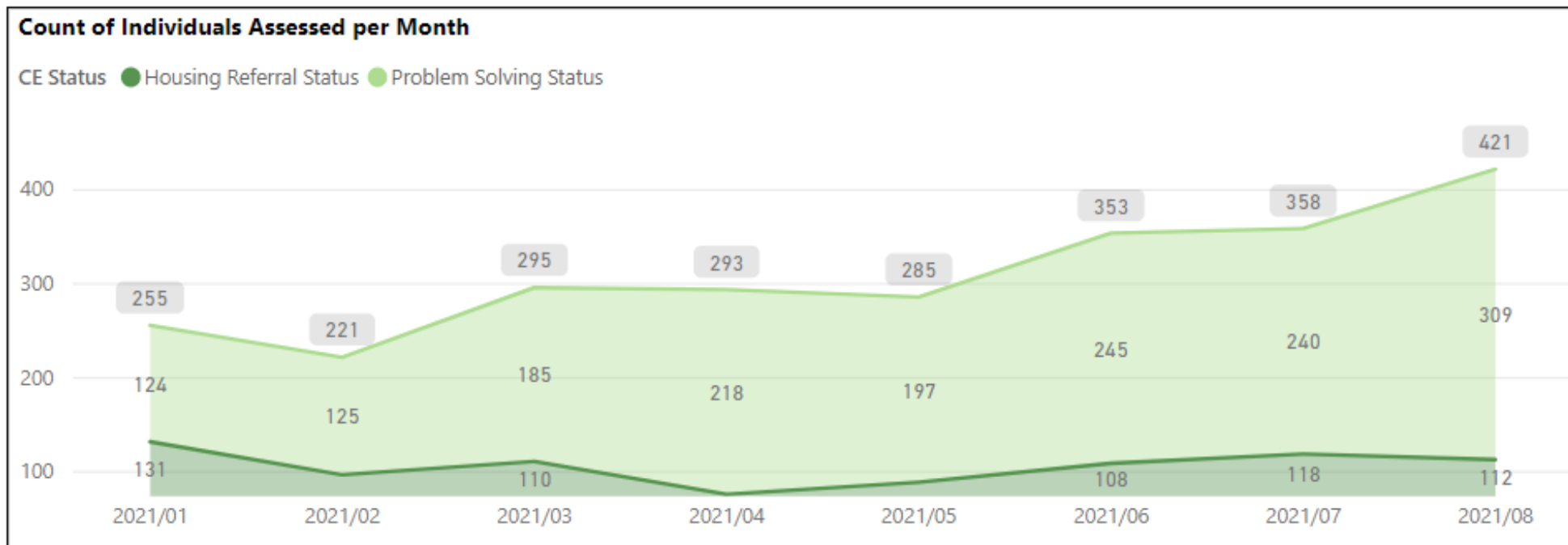
10

**Total Assessments:**  
2,481

**Average Assessments  
per Month:**  
310

**Problem Solving Status  
Households:**  
1,643 (66%)

**Housing Referral  
Status Households:**  
838 (34%)



\*Data for individuals who have completed Housing Primary Assessment or Family Housing Primary Assessment only

<http://hsh.sfgov.org>



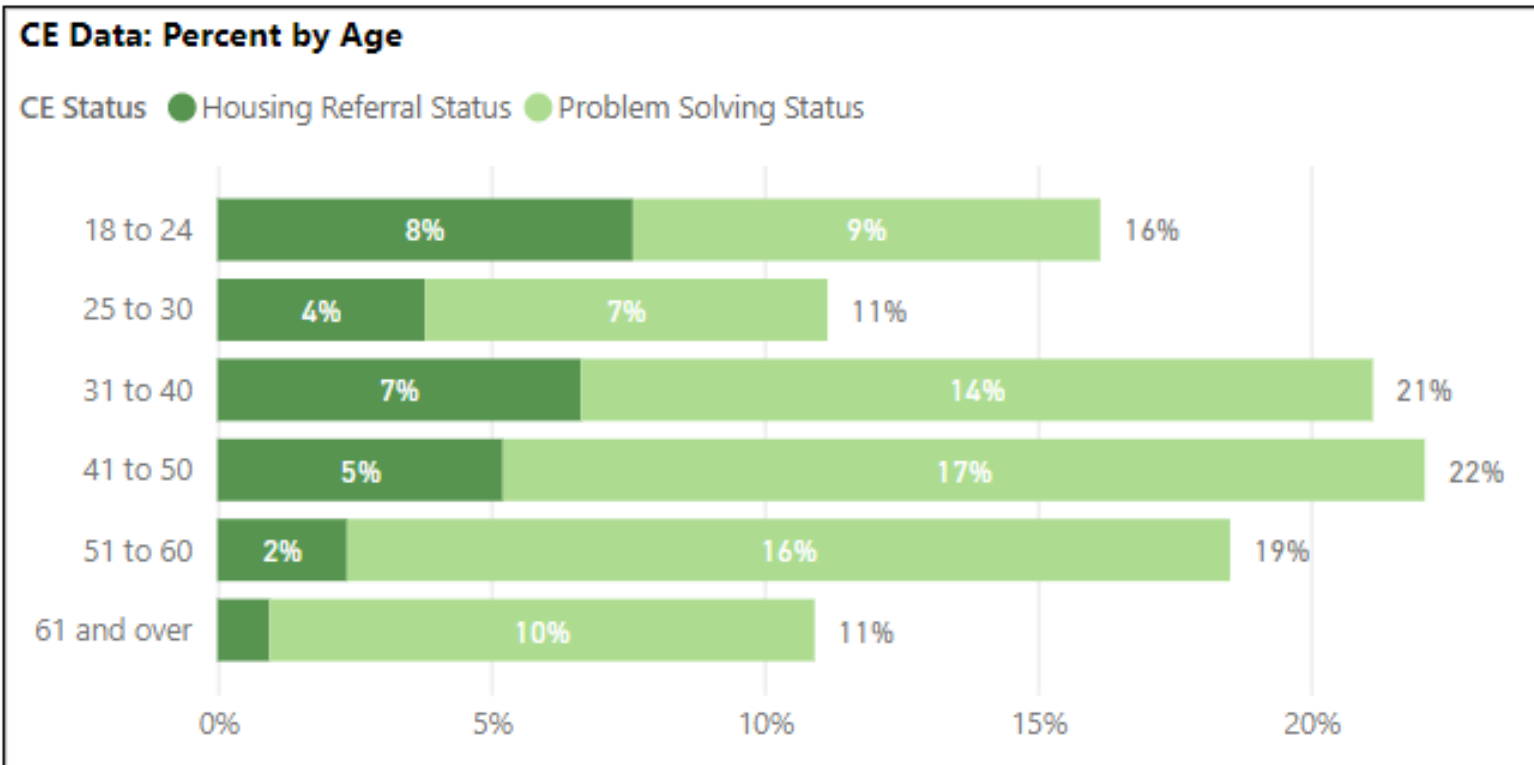
# CE Assessments: August 2021

Population	Problem Solving Status	Housing Referral Status	Total Assessments
<b>All Populations</b>	<b>309 (73%)</b>	<b>112 (27%)</b>	<b>421</b>
Adults	255 (84%)	47 (16%)	302
Families	6 (19%)	25 (81%)	31
Youth (18-27)	48 (55%)	40 (45%)	88

\*Data for individuals who have completed Housing Primary Assessment or Family Housing Primary Assessment only



# CE Assessments by Age: August 2021



Comparing August 2021 to July 2021:

- Age of those assessed did not change significantly

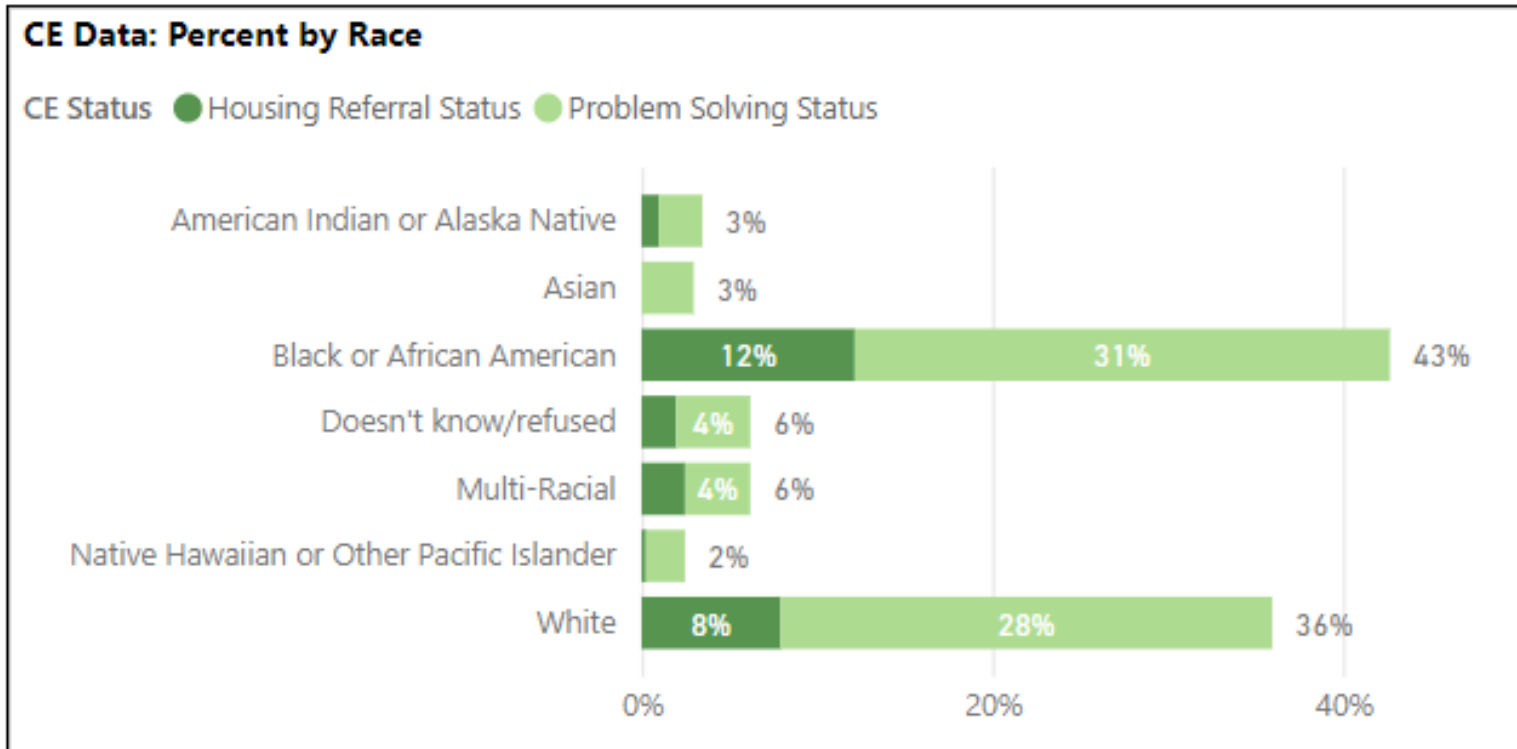
Comparing August 2021 to January 2021 through July 2021:

- Age of those assessed did not change significantly

\*Data for individuals who have completed Housing Primary Assessment or Family Housing Primary Assessment only



# CE Assessments by Race: August 2021



Race data was categorized as "Data not collected" for 4% of individuals

Comparing August 2021 to July 2021:

- Race of those assessed did not change significantly

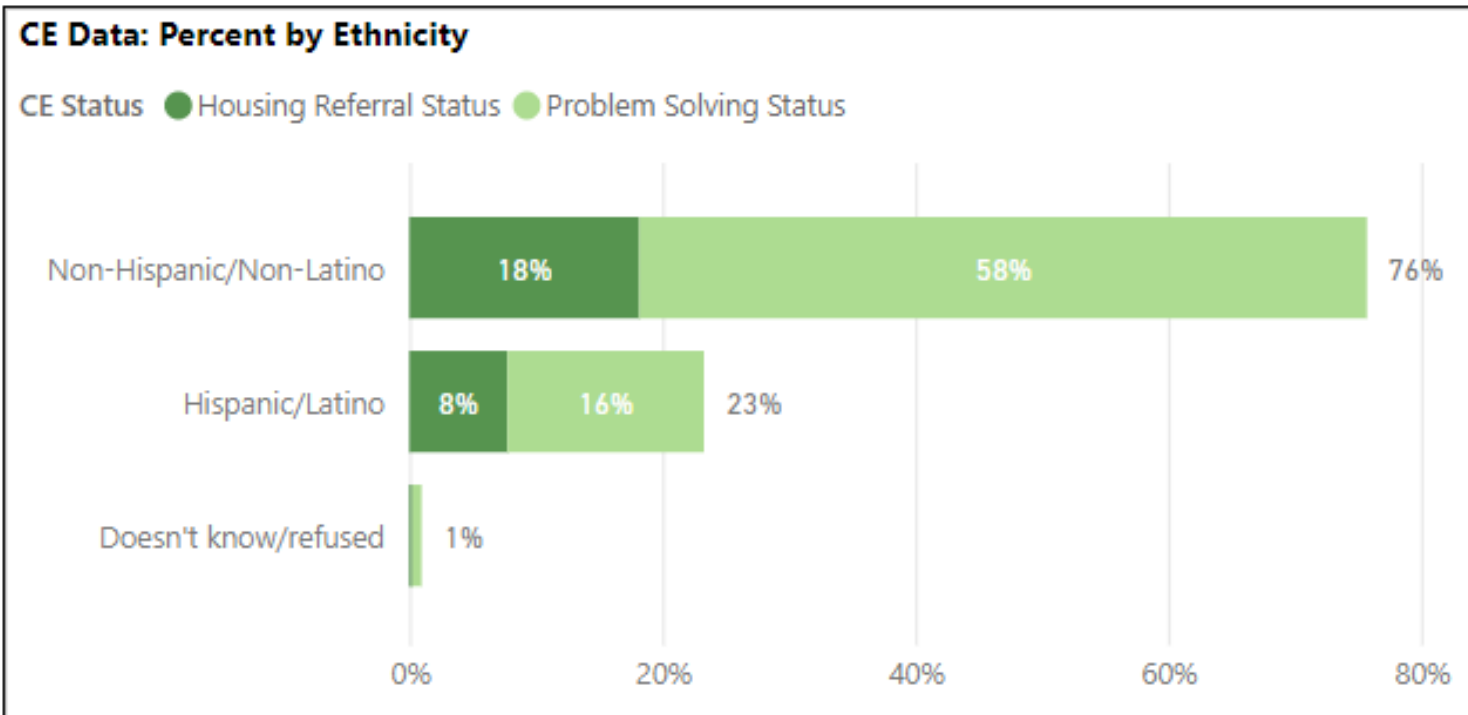
Comparing August 2021 to January 2021 through July 2021:

- Race of those assessed did not change significantly

\*Data for individuals who have completed Housing Primary Assessment or Family Housing Primary Assessment only



# CE Assessments by Ethnicity: August 2021



Ethnicity data was categorized as "Data not collected" for 2% of individuals

Comparing August 2021 to July 2021:

- Ethnicity of those assessed did not change significantly

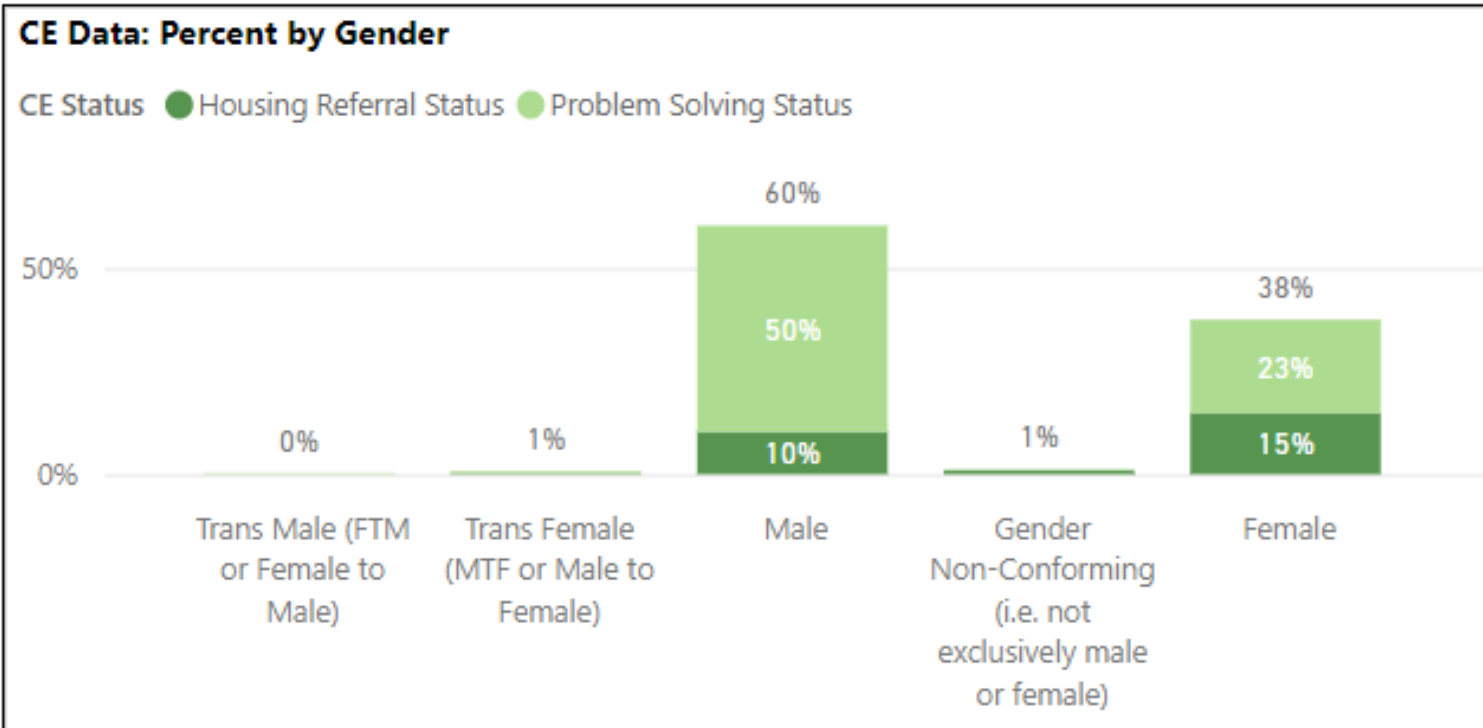
Comparing August 2021 to January 2021 through July 2021:

- Ethnicity of those assessed did not change significantly

\*Data for individuals who have completed Housing Primary Assessment or Family Housing Primary Assessment only



# CE Assessments by Gender: August 2021



Gender data was categorized as "Data not collected" for 1% of individuals

Comparing August 2021 to July 2021:

- Gender identity of those assessed did not change significantly

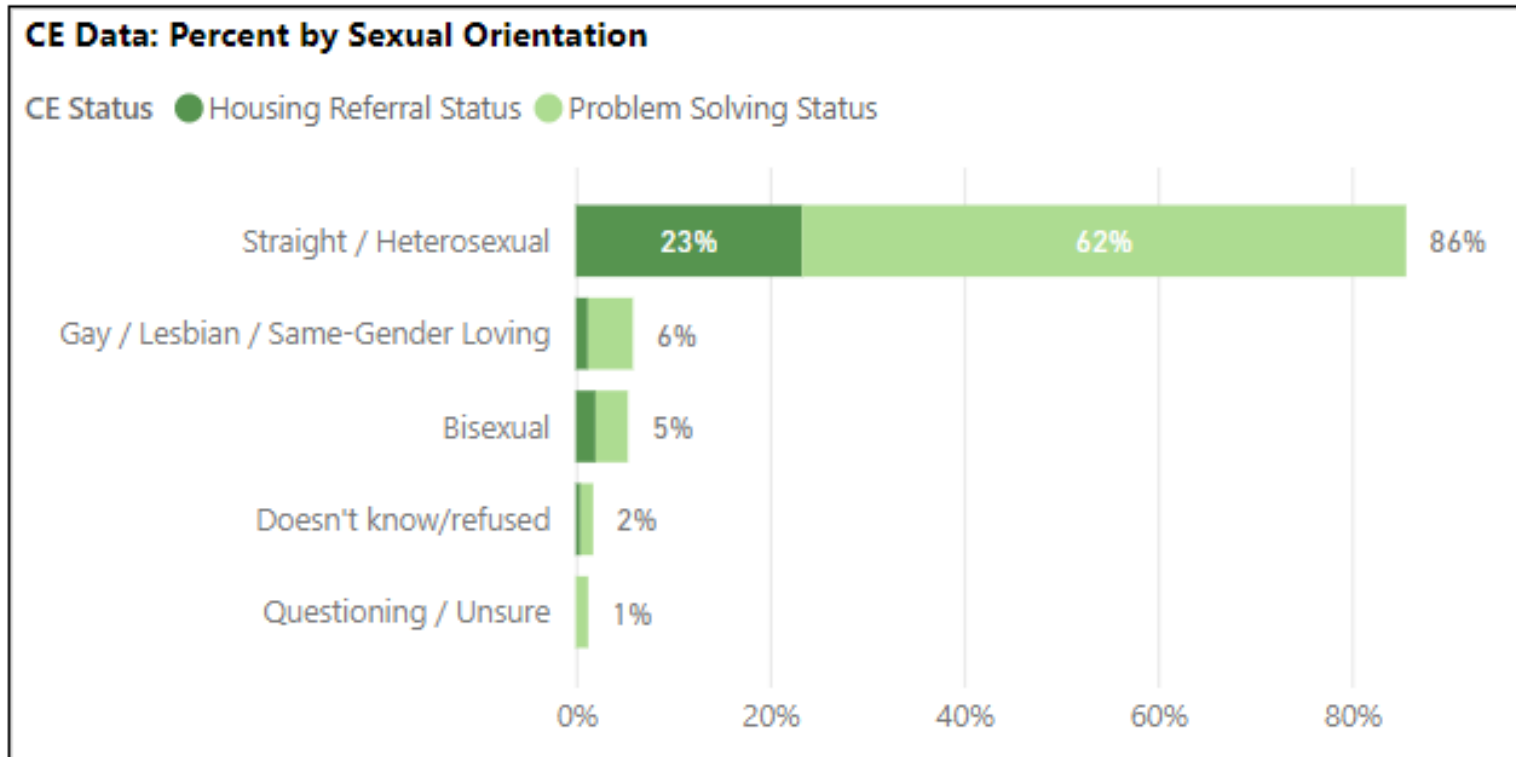
Comparing August 2021 to January 2021 through July 2021:

- Gender identity of those assessed did not change significantly

\*Data for individuals who have completed Housing Primary Assessment or Family Housing Primary Assessment only



# CE Assessments by Sexual Orientation: August 2021



Sexual Orientation data was categorized as "Data not collected" for 7% of individuals

Comparing August 2021 to July 2021:

- Sexual orientation of those assessed did not change significantly

Comparing August 2021 to January 2021 through July 2021:

- Sexual orientation of those assessed did not change significantly

\*Data for individuals who have completed Housing Primary Assessment or Family Housing Primary Assessment only





# Coordinated Entry Assessments: Demographic Data



Reporting Period: 1/1/2021 through 10/31/2021

### Reporting Period

1/1/2021 10/31/2021

### Population

All

### CE Status

All

### Assessment

All

### Veteran Status

All

### Overview

**2786**

# Assessed

**1846**

# Problem Solving Status

**66%**

% Problem Solving Status

**940**

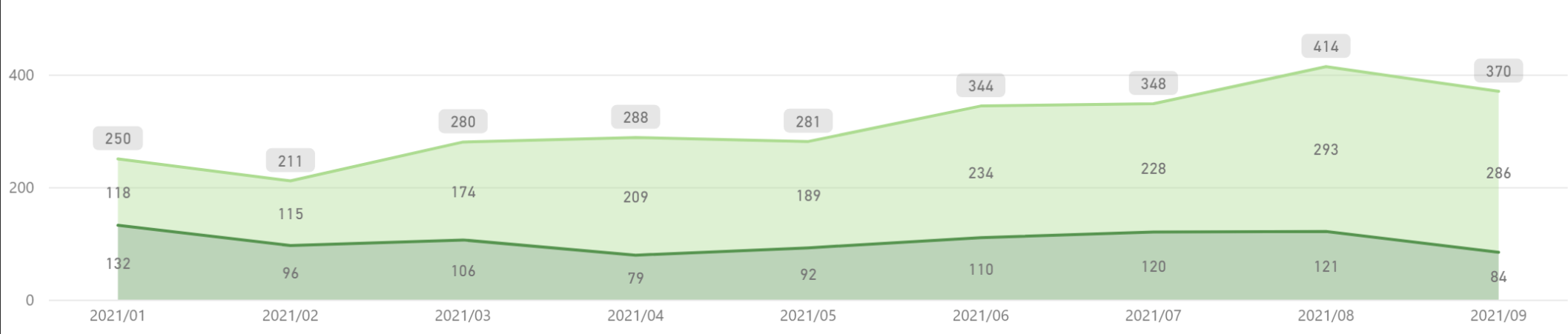
# Housing Referral Status

**34%**

% Housing Referral Status

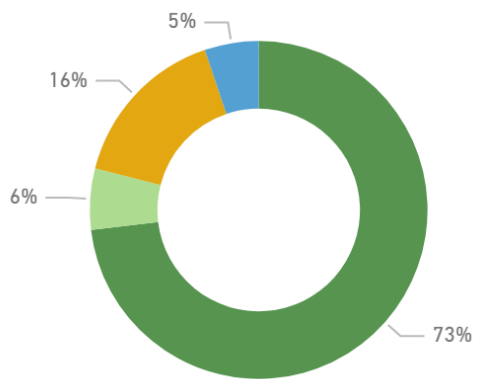
### Count of Individuals Assessed per Month

CE Status ● Housing Referral Status ● Problem Solving Status



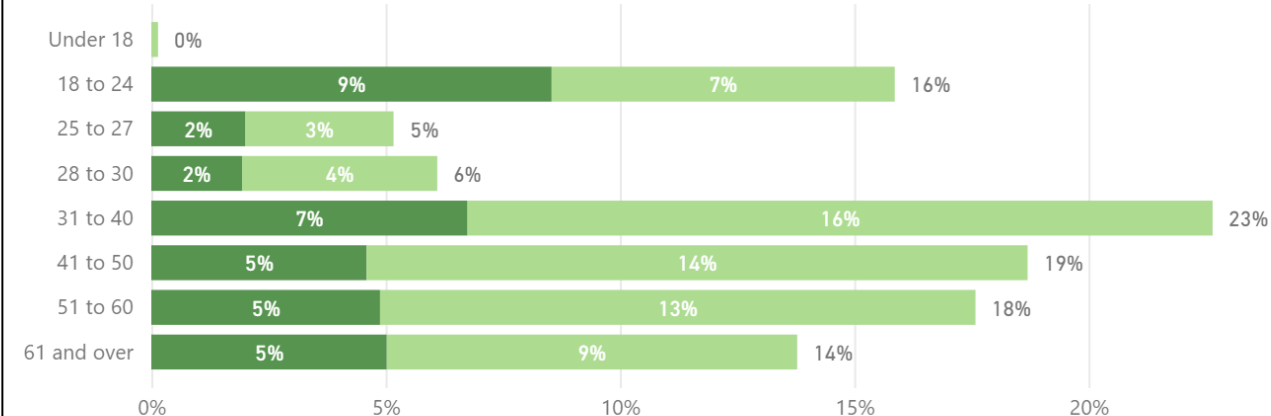
### Percent by Population

Population ● Adult ● Family ● Youth 18-24 ● Youth 25-27



### Percent by Age

CE Status ● Housing Referral Status ● Problem Solving Status





# Coordinated Entry Assessments: Demographic Data

Reporting Period: 1/1/2021 through 10/31/2021

### Reporting Period

1/1/2021 10/31/2021

### Population

All

### CE Status

All

### Assessment

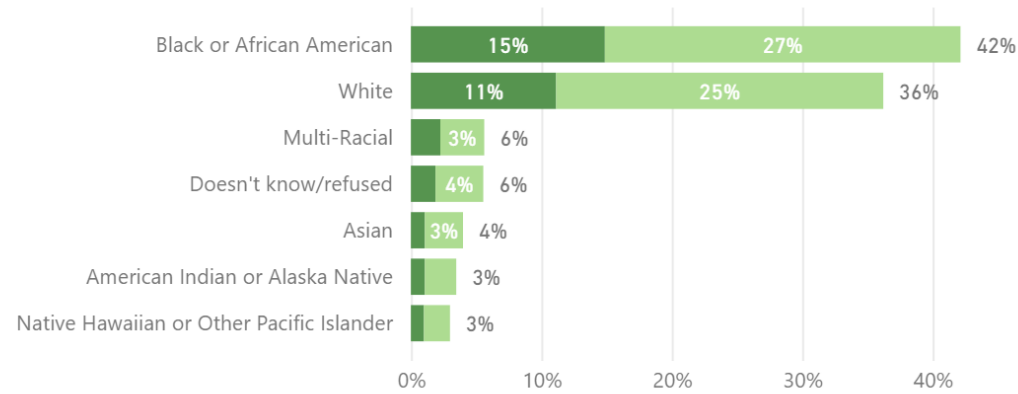
All

### Veteran Status

All

### Percent by Race

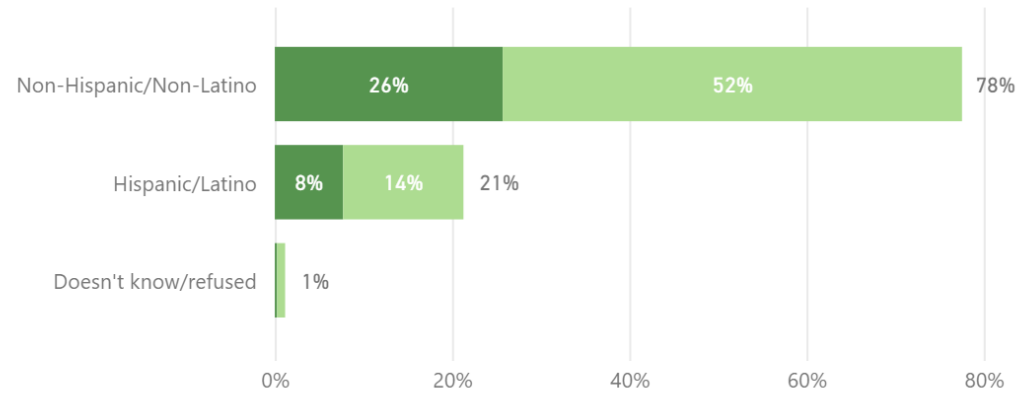
CE Status ● Housing Referral Status ● Problem Solving Status



Race data was categorized as "Data not collected" for 3% of individuals

### Percent by Ethnicity

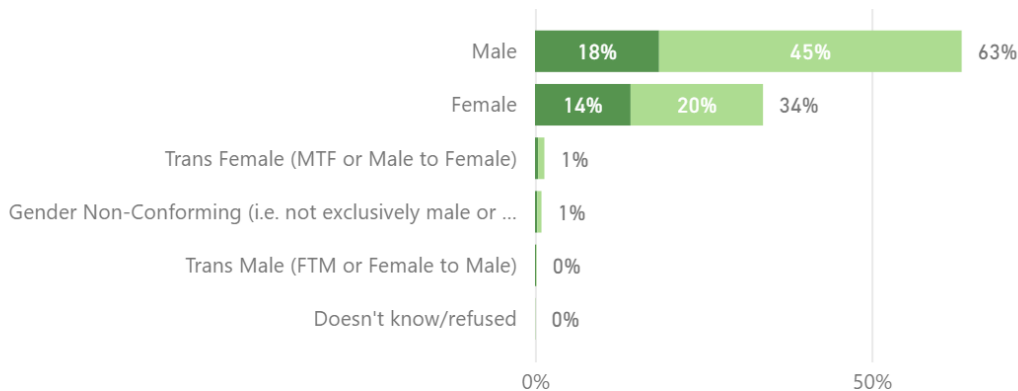
CE Status ● Housing Referral Status ● Problem Solving Status



Ethnicity data was categorized as "Data not collected" for 1% of individuals

### Percent by Gender

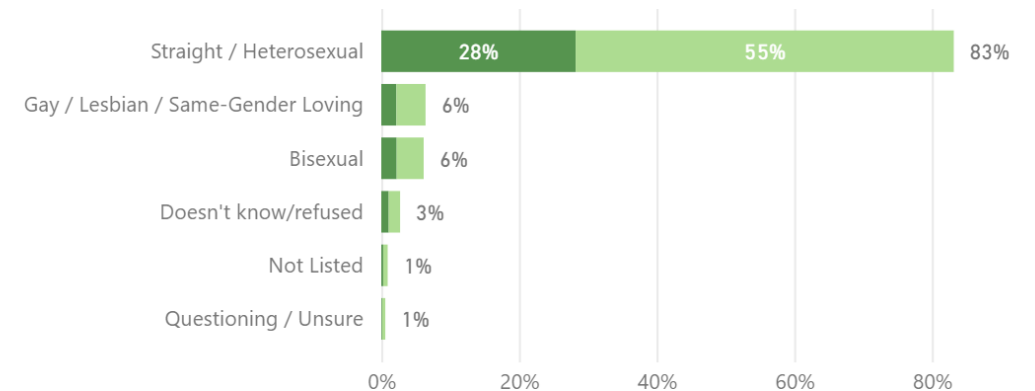
CE Status ● Housing Referral Status ● Problem Solving Status



Gender data was categorized as "Data not collected" for 1% of individuals

### Percent by Sexual Orientation

CE Status ● Housing Referral Status ● Problem Solving Status



Sexual Orientation data was categorized as "Data not collected" for 7% of individuals



DEPARTMENT OF  
HOMELESSNESS AND  
SUPPORTIVE HOUSING

# Public Comment

Thank you!

<http://hsh.sfgov.org>