

Regional Action Plan (RAP) Briefing

San Francisco Local Homeless Coordinating Board




March 07, 2022



All Home - Who we are


All Home is a Bay Area organization advancing regional solutions that disrupt the cycle of poverty and homelessness, redress the disparities in outcomes as a result of race, and create more economic mobility opportunities for individuals and families with extremely low-income (ELI) within the Bay Area.

We are working across regions, sectors and silos by convening, co-creating and catalyzing changes to advance coordinated, innovative service delivery of solutions across the region.



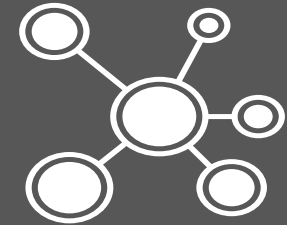
Convene

Regional policymakers and community stakeholders to advance regional solutions



Co-Create

Innovative solutions with key partners to fill service gaps and enhance their work



Catalyze

Systems change with flexible investments, policy advancement, and service coordination

Regional Impact Council

- Roundtable of stakeholders from all 9 Bay Area counties including policymakers, key affordable housing, social equity, economic mobility, and housing service providers
- Build upon what is working, advocate for change and identify solutions to reduce homelessness

Co-creating solutions through two distinct but interrelated phases



Phase I: Regional Action Plan (RAP)
Spring 2021



Phase 2: Platform for Change
Fall 2021 - Spring 2022

Regional Action Plan (RAP)

First-of-its-kind regional plan to tackle homelessness and housing insecurity by implementing a new approach to allocating housing resources and advocating for policies, programs and funding

Platform for Change

Regional goals for systems change to truly disrupt systemic housing insecurity and improve economic and social mobility for individuals with ELI

Reduce unsheltered homelessness by 75% by 2024

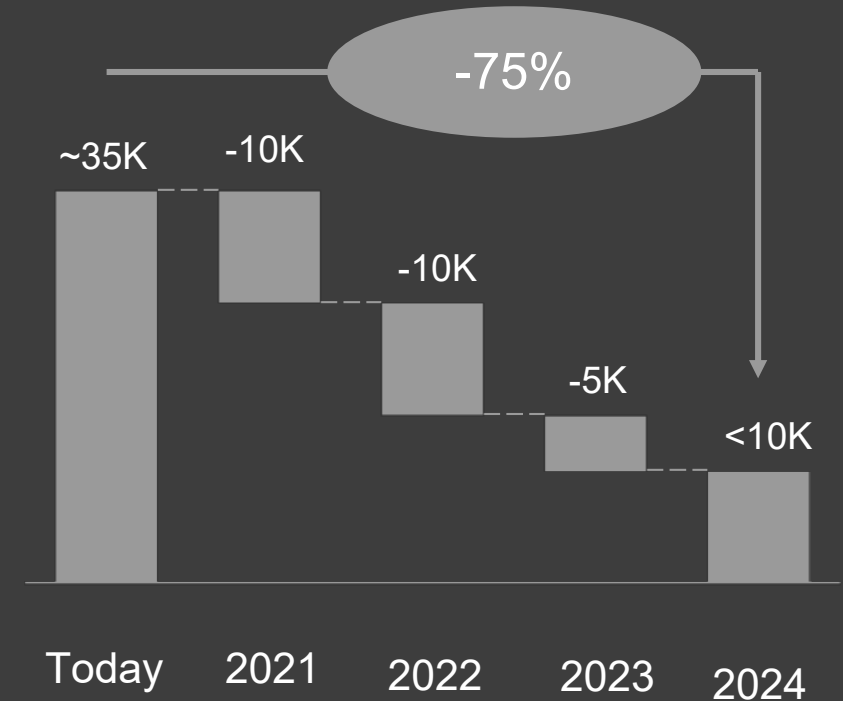
The **Regional Action Plan** lays out a roadmap for dramatically reducing the number of people experiencing unsheltered homelessness over the next three years by:



Implementing a 1-2-4 Housing System flow: a new, integrated approach to allocating scarce housing resources



Leading a coalition to advocate for policies, programs and funding to achieve this goal



1-2-4 Housing System Flow | *Increasing outflow, Stemming inflow*

Achieving 75%
Reduction

Simultaneously
invest in 3
interventions

Increasing outflow



+1X Interim Housing

Fund interim housing needed to bring unsheltered people indoors immediately. These can be short term, temporary solutions on the path to permanent exits

Increasing outflow



+2X Permanent Housing Solutions

Fund two permanent housing solutions for every interim housing unit added. These can be a housing subsidy, affordable housing that allows people to flow from interim to permanent housing

Stemming Inflow



+4X Homelessness Prevention

Simultaneously, each unit of interim and permanent solutions should be matched with holistic prevention services for four households

1-2-4 framework | Example of Simultaneous Investments

+1x



Interim Housing

- *Navigation centers, Shelter beds/units (non-congregate preferred)*
- *Tiny homes/modular units*
- *Managed RV/ Mobile home parking/safe parking*
- *Rapid resolution*

+2x



Permanent Housing

- *Flexible subsidy pools / shallow subsidies*
- *Housing Choice Vouchers*
- *Group or shared housing*
- *Modular multi-unit projects*
- *Permanent mobile home parks*

+4x



Prevention

- *Financial assistance – rent/utilities, move-in expenses*
- *Tenant education/counseling*
- *Access to legal services (as needed) – limited or full scope*
- *Household support*

+4X Homelessness Prevention

Differentiating Interventions on the Prevention Continuum

Increase eligibility for services

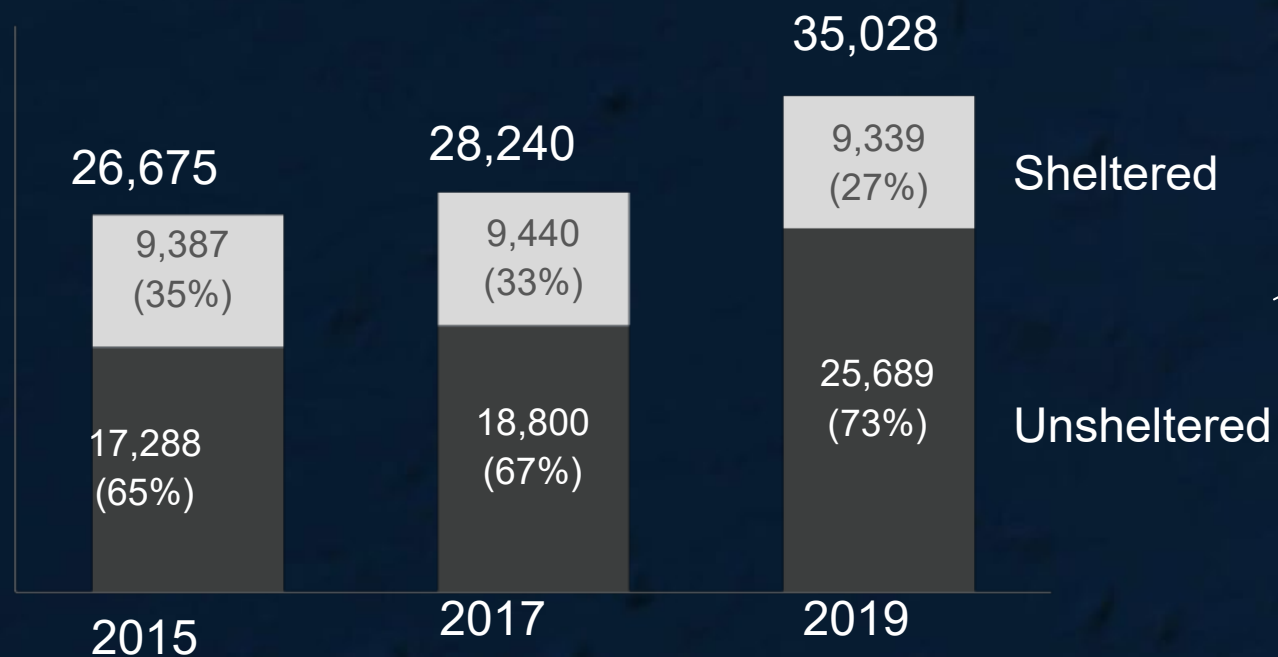
Create targeted holistic services

Eviction Prevention	<ul style="list-style-type: none">● <i>Future risk of homelessness</i>● <i>Leaseholders</i>● <i>0-50% Area Median Income (AMI)</i>	<ul style="list-style-type: none">● <i>HHs with severe rent burden</i>● <i>Active eviction, landlord harassment or habitability issues</i>● <i>Highly impacted communities and neighborhoods</i>
Homelessness Prevention	<ul style="list-style-type: none">● <i>Imminent risk of homelessness</i>● <i>Doubled up or leaseholders</i>● <i>0-30% Area Median Income (AMI)</i>	<ul style="list-style-type: none">● <i>HHs with a previous episode of homelessness</i>● <i>Highly impacted communities and neighborhoods</i>
Homelessness Diversion	<ul style="list-style-type: none">● <i>Lost housing and either seeking shelter or in shelter</i>● <i>Presenting for homelessness assistance</i>● <i>Doubled up</i>● <i>0-30% Area Median Income (AMI)</i>	<ul style="list-style-type: none">● <i>HHs with a previous episode of homelessness</i>● <i>Highly impacted communities and neighborhoods</i>



Bay Area homeless population

9 county total PIT count, sheltered vs. unsheltered

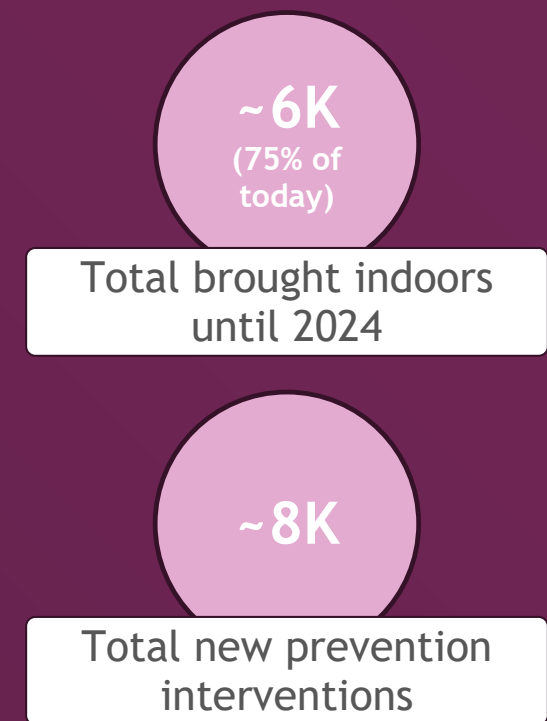
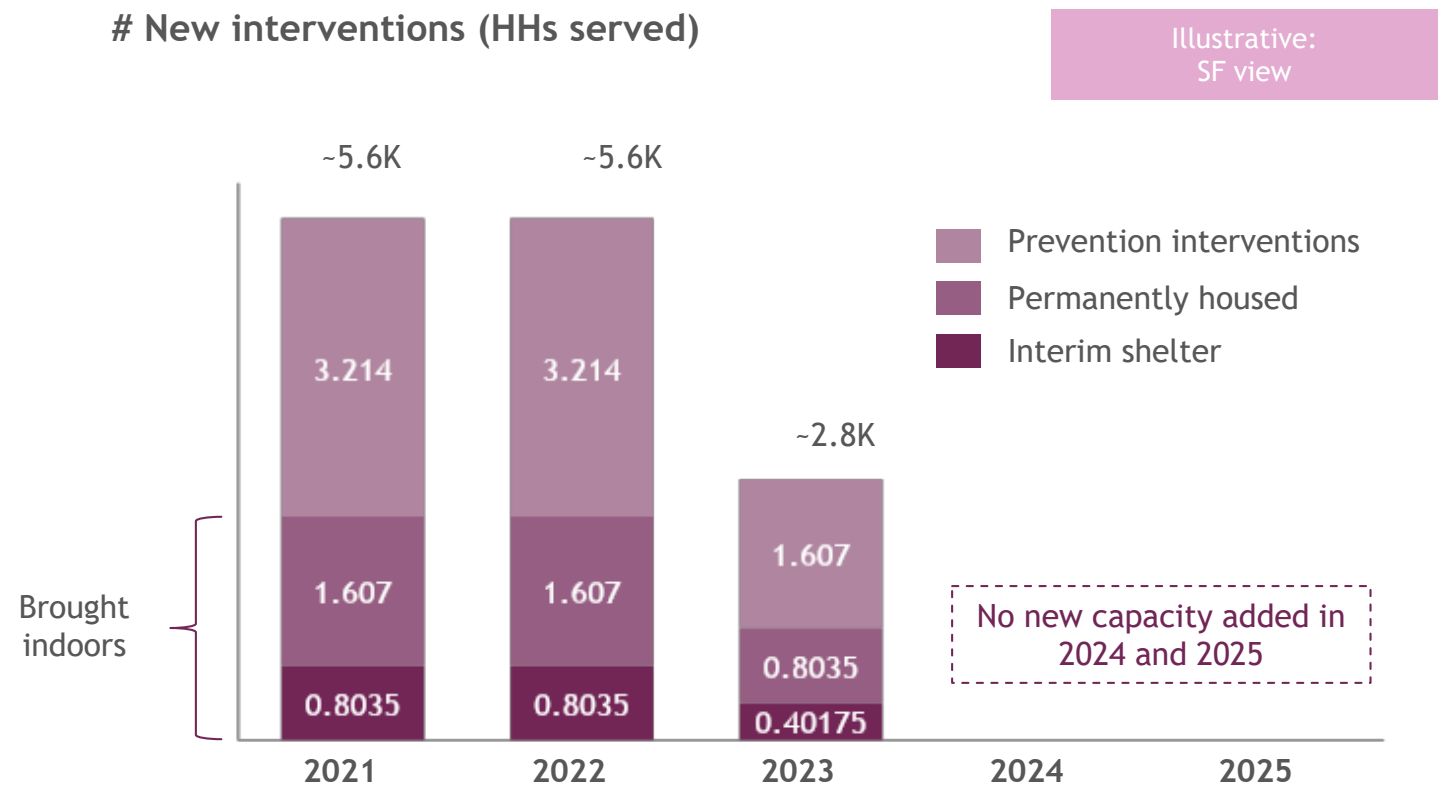


Racial inequities persist:

below are ratios comparing the disparity in homeless vs. general population %'s by race/ethnicity:

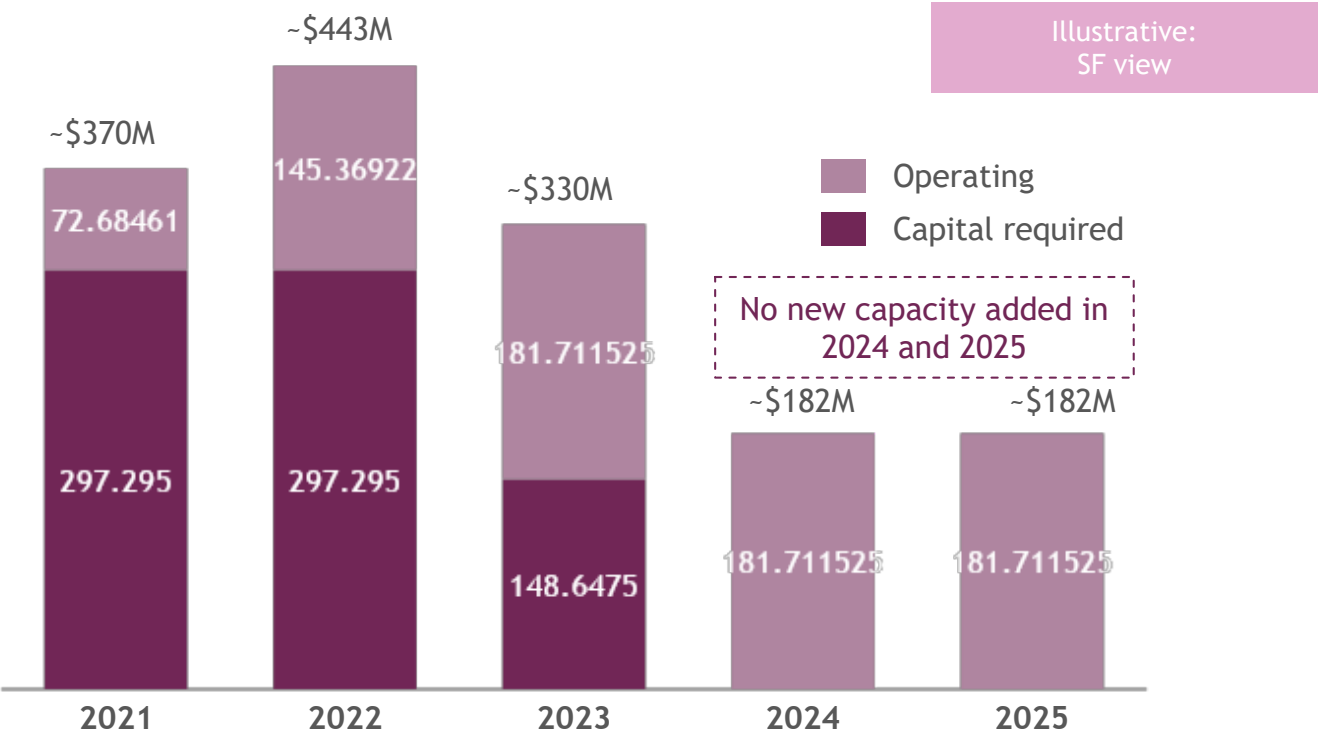
- Black: 5x
- Indigenous: 12x
- Hispanic/Latinx: 1.13x
- White: 0.8x

1-2-4 Flow | Illustrative modeling for San Francisco New Interventions (households served)



Note: "Brought indoors" defined as brought from unsheltered to housing in interim housing or housing solutions (including subsidies);
Sources: San Francisco, Alameda, Contra Costa County documents and experts; Bay Area Council Economic Institute Homelessness Report

1-2-4 Flow | Illustrative cost modeling for San Francisco



~\$1.5B

5-year
cumulative cost

Note: Cost estimates based on ranges from various Bay Area sources; capital costs include construction costs and assume no land costs; operating costs include services provided and subsidies; no discounting applied; scenario modeled is 30%/30%/15% scenario housing 75% of unsheltered before 2024; construction timelines and funding pools assumed flexible to timeline shown; Sources: San Francisco, Alameda, Contra Costa County documents and experts; Bay Area Council Economic Institute Homelessness Report

Action Steps

The Regional Action Plan was designed as an immediate response and call to action to provide housing solutions for our neighbors today. Providing a formula to reduce unsheltered homelessness, the 1-2-4 framework should be tailored to county needs and resources

Evaluate existing resources

- Identify the housing gap in your county
- Analyze current resources and funding allocations
- Estimate costs for housing units to support current unhoused and inflow
- Other community specific needs

Align resources through partnerships

- Identify holistic support systems needs: (Eviction protection, Financial Assistance, Employment, Legal Support)
- Re-align funding resources to identified needs
- Identify opportunities to collaborate
- Identify local opportunities and other community needs

Advocate for new resources & scale interventions

- Funds for operations and services
- Add capacity
- Create and support flexible program requirements and ease of access

Why a Regional Approach?



The lack of affordable housing and increasing homelessness, as a result, **is a regional problem** that no one city or county can solve on its own.



A regional approach works – e.g., public health orders were **effective because Bay Area counties acted together** and at the same time.



Current practices are **already crossing** city and county borders



Given the number of ELI households and high cost-of-living, our region's Homelessness Crisis today is the **Tip of the Iceberg**



Q&A



Tomiquia Moss, Founder and Chief Executive

tmoss@allhomeca.org



Gail Gilman, Chief Strategy Officer

ggilman@allhomeca.org



**ALL
HOME**



www.allhomeca.org

*To get in touch with us, please reach out to Nahema Washington at:
nwashington@allhomeca.org*