



DEPARTMENT OF  
HOMELESSNESS AND  
SUPPORTIVE HOUSING

# Interim Director's Report

Local Homeless Coordinating Board  
March 1, 2021



# Problem Solving: Homeward Bound



Fiscal Year 2020-2021 (Data thru 1/31/2021)

13

Latest Month Exits

91

FYTD Exits

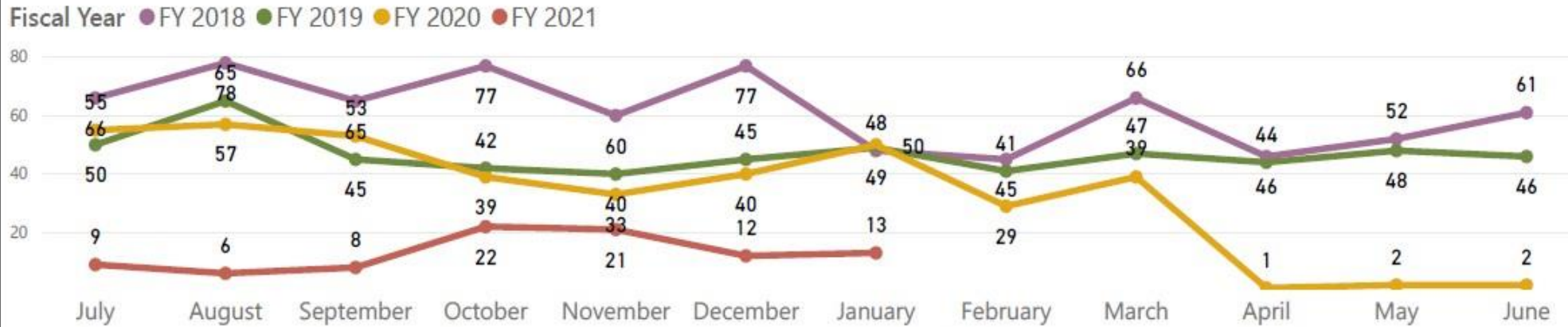
327

Last FYTD Exits

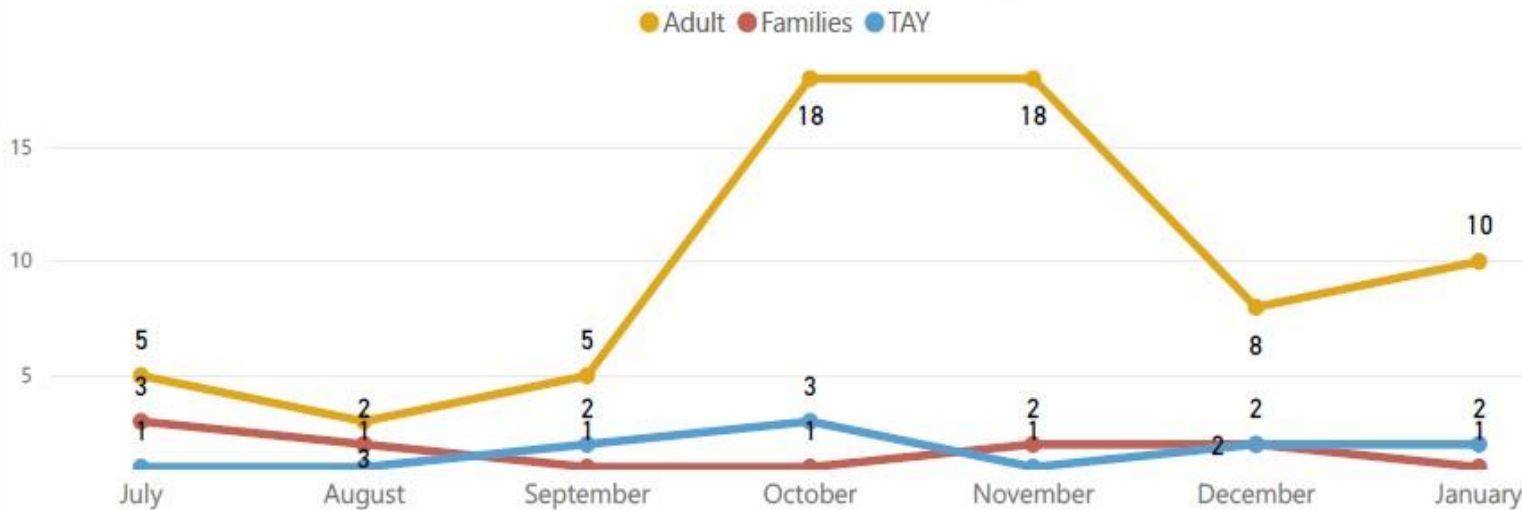
400

Last Year Total

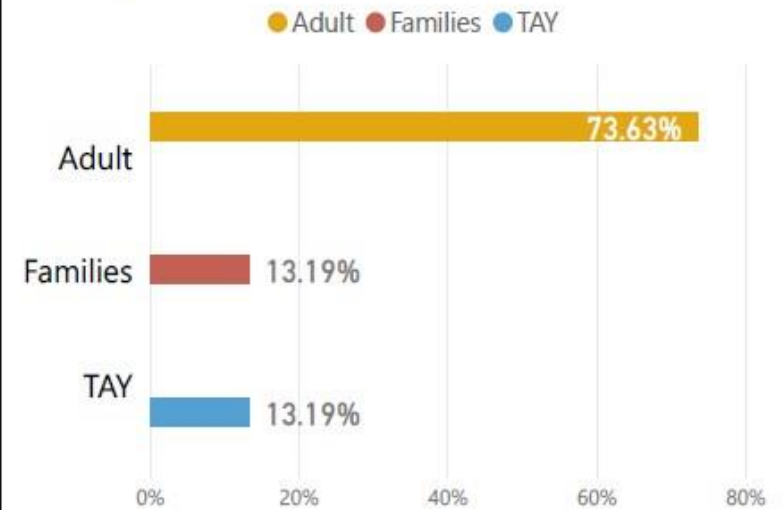
## Homeward Bound Placements



## Homeward Bound Placements by Population (FY2021)



## Population % Breakout (FY2021)





Program Sub-Category

- Select all
- PSH
- Rent Subsidies
- RRH

**84**

Latest Month Placements

**614**

FYTD Placements

**756**

Last FYTD Placements

**1,330**

Last Year Total

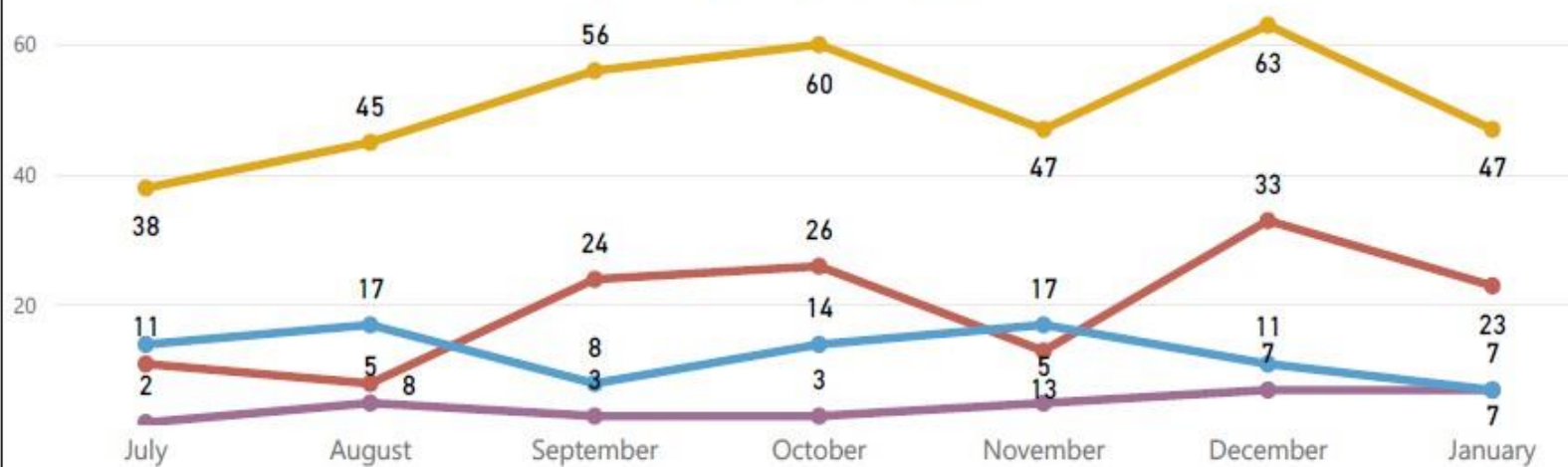
## Housing Placements

Fiscal Year ● FY 2018 ● FY 2019 ● FY 2020 ● FY 2021



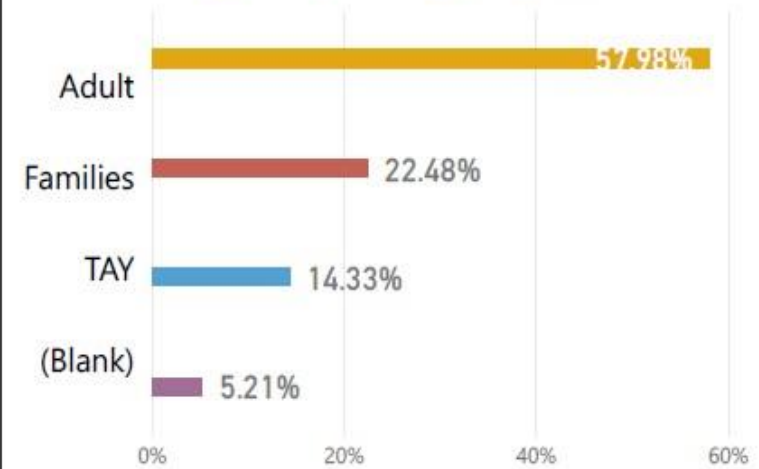
## Placements by Population (FY2021)

● (Blank) ● Adult ● Families ● TAY



## Population % Breakout (FY2021)

● Adult ● Families ● TAY ● (Blank)





3

Latest Month Placements

23

FYTD Placements

61

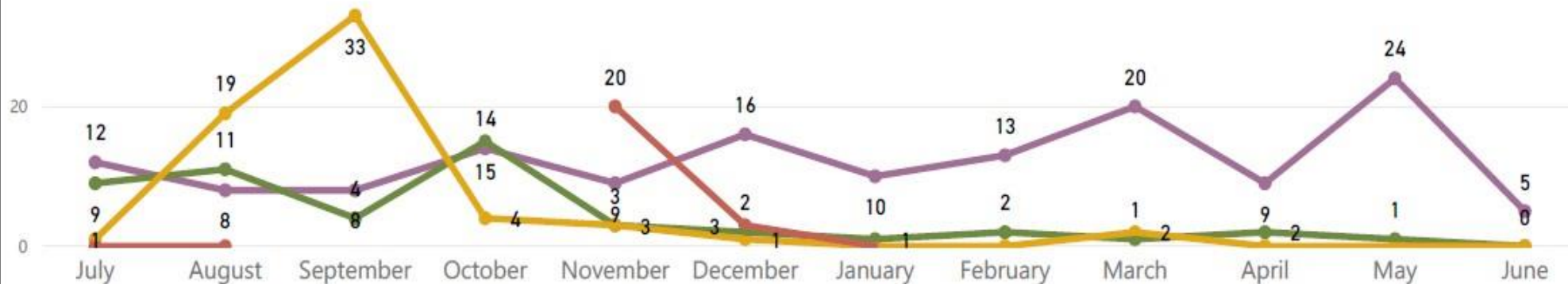
Last FYTD Placements

63

Last Year Total

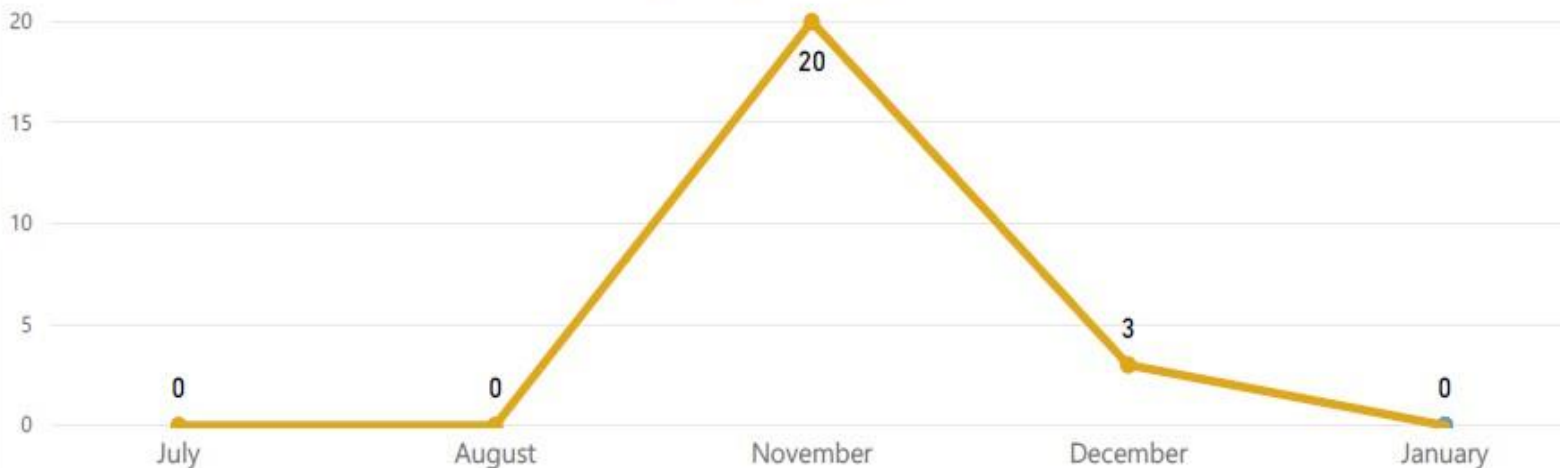
## Housing Ladder Placements

Fiscal Year ● FY 2018 ● FY 2019 ● FY 2020 ● FY 2021



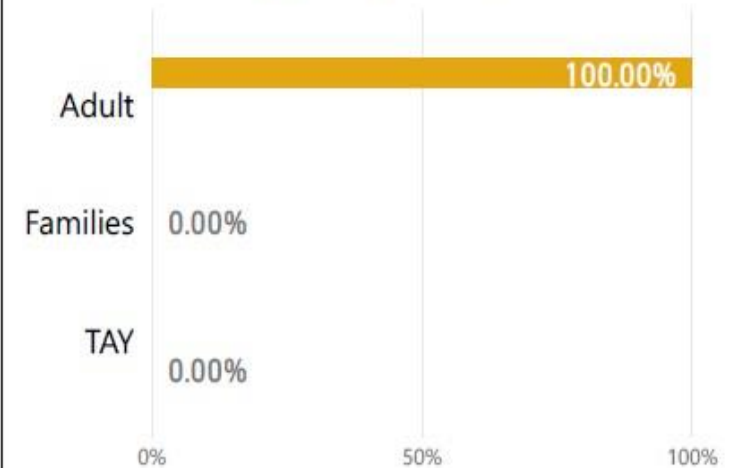
## Housing Ladder Placement Population (FY2021)

● Adult ● Families ● TAY



## Population % Breakout (FY2021)

● Adult ● Families ● TAY





# Emergency Outreach



(Data thru 1/31/2021)

## 89,223

Total Encounters

## 90.9%

Success Rate

## Emergency Outreach Encounters (Trailing 12 months)



\*This page summarizes SFHOT activities conducted under emergency outreach protocol, which may be activated due to disaster response, inclement weather or public health emergencies.

## Engagement Tools Provided (Trailing 12 months)



Select Date  
2021/Jan

## Top Engagement Tools

Tool	Count	% of Total
Surgical Face Masks	1,914	30.23%
Water(s)	1,466	23.15%
Emergency Blankets	967	15.27%
Ponchos	941	14.86%
Hygiene Kit(s)	583	9.21%
Food/Snack(s) Packets	461	7.28%

\*List is not exhaustive; totals may not equal 100%.

## 82,366

Total Engagement Tools



**565**

Latest Month Assessments

**4,408**

FYTD Assessments

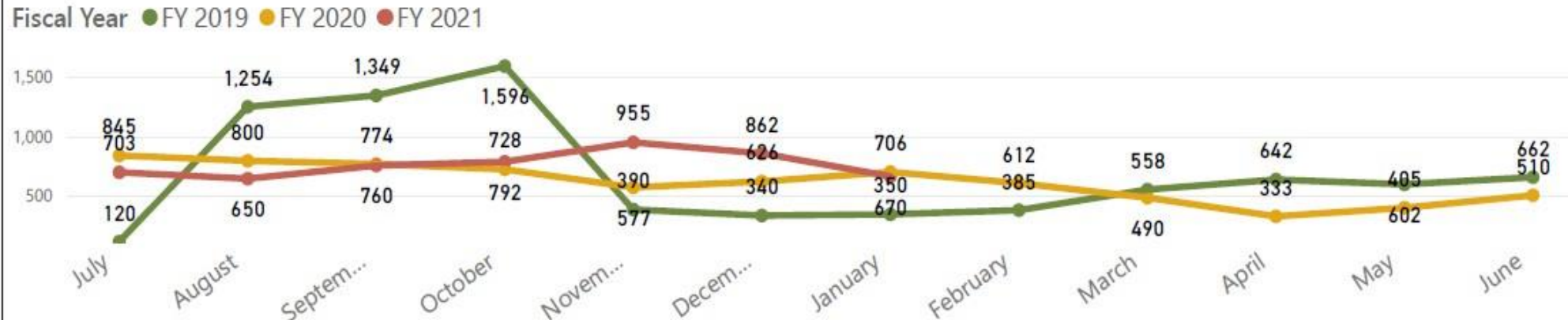
**5,056**

Last FYTD Assessments

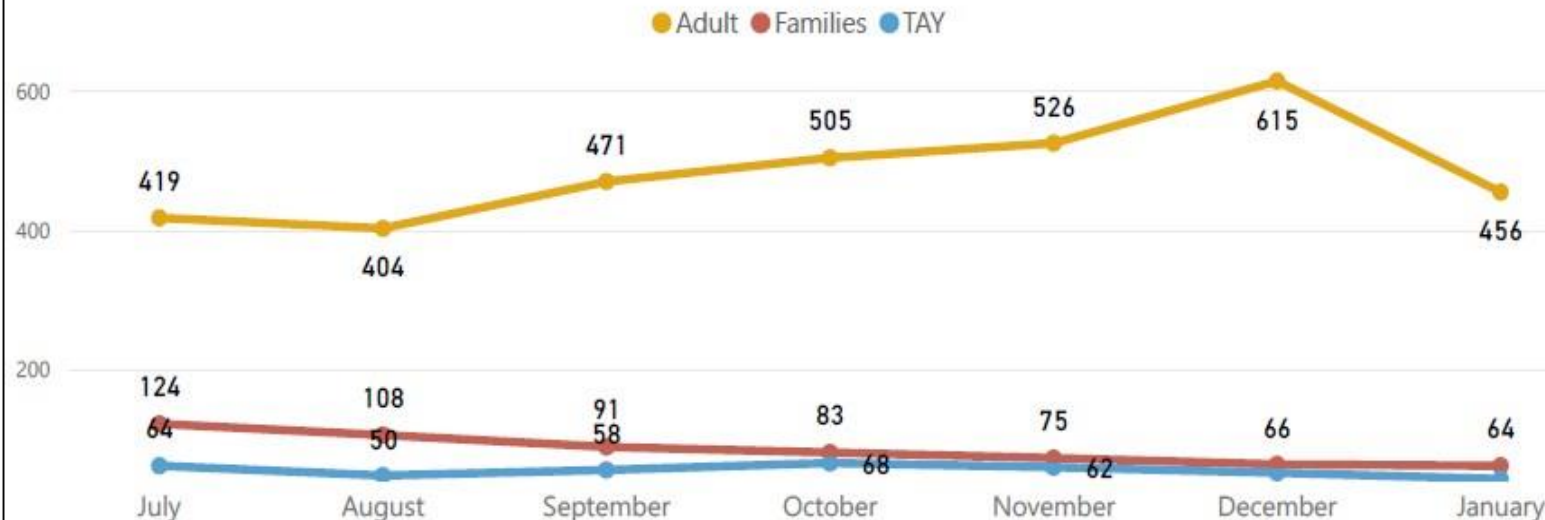
**7,406**

Last Year Total

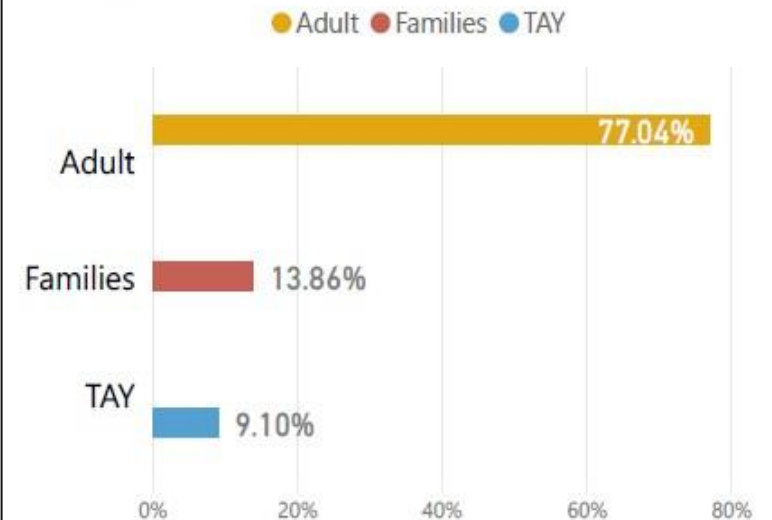
## Assessments



## Assessments by Population (FY2021)



## Population % Breakout (FY2021)



# Program Highlights

## Shelter

The Bayview SAFE Navigation Center located at 1925 Evans opened on January 25th.

- Operated by Bayview Hunters Point Foundation for Community Improvement.
- During COVID, will serve 116 adults experiencing homelessness.

The Lower Polk TAY Navigation Center located at 888 Post opened on February 10th.

- Operated by 3rd Street Youth and Clinic and Success Centers.
- During COVID, will serve 43 TAY experiencing homelessness.

# Program Highlights

## Shelter

In partnership with CCC, DPH, and UCSF, HSH is implementing a rapid COVID-19 testing pilot in congregate shelters.

- 6-week pilot program.
- Testing of guests and staff at 4 shelters.
- New sites added each week.
- DPH will continue testing after pilot ends.

St. Mary's Winter Shelter closed on February 28th.

- ECS and HSH ensured clients were linked to coordinated entry and case management services.
- SIP-eligible individuals were identified and offered referrals to SIP hotels.



# Program Highlights

## Outreach- SFHOT

Facilitating placements at the Bayview SAFE and Lower Polk TAY Navigation Centers.

Encouraging utilization of SIP hotels and congregate shelters by individuals with active placements.



# Program Highlights

## **Problem Solving/Prevention**

Collaborating with other counties in All Home Program workgroup.

- Building a regional network and approach to homelessness prevention.
- Goal to create equitable outcomes using a standard prioritization method.

## **Coordinated Entry**

CE is guiding the assessment and placement of SIP hotel guests.

HSH and CE are continuing communication of Pandemic Prioritization to guests and stakeholders.

# Program Highlights

## Housing

Granada Hotel acquired with Project HomeKey funding.

- Capacity for 214 households (including 18 double rooms for couples).
- 50% occupancy by end of February.

HSH is working with providers to increase the Flexible Housing Pool.

- Flexible Housing Pool increasing by 300.
- Rapid Rehousing Pool increasing by 125.
- Further expansion pending

# Upcoming Meetings

## **Coordinated Entry Committee**

March 9, 2021

[Virtual Meeting](#)

10:00am-11:00am

## **CoC Funding Committee II**

March 18, 2021

[Virtual Meeting](#)

1:00pm-3:00pm

# Department Updates

**HSH is hiring quickly!**

Check the website frequently for updates

**Job Postings:**

<http://hsh.sfgov.org/overview/jobs/>

